

West Chester University

## Digital Commons @ West Chester University

---

Gordon Natural Area Bird Survey Documents

Gordon Natural Area Bird Survey

---

8-10-2020

### **Annotated Checklist of the Avian Species Observed at the Gordon Natural Area (West Chester University, PA) 2004-2020. Version IX. Data from eBird (through 7/20/2020) and from the 2004 West Chester Bird Club Survey of the GNA.ersion IX.**

Nur Ritter

*West Chester University of Pennsylvania, nritter@wcupa.edu*

Josh R. Auld

*West Chester University of Pennsylvania, jauld@wcupa.edu*

Follow this and additional works at: [https://digitalcommons.wcupa.edu/gna\\_bird\\_series](https://digitalcommons.wcupa.edu/gna_bird_series)



Part of the [Zoology Commons](#)

---

#### **Recommended Citation**

Ritter, N., & Auld, J. R. (2020). Annotated Checklist of the Avian Species Observed at the Gordon Natural Area (West Chester University, PA) 2004-2020. Version IX. Data from eBird (through 7/20/2020) and from the 2004 West Chester Bird Club Survey of the GNA.ersion IX.. Retrieved from [https://digitalcommons.wcupa.edu/gna\\_bird\\_series/4](https://digitalcommons.wcupa.edu/gna_bird_series/4)

This Dataset is brought to you for free and open access by the Gordon Natural Area Bird Survey at Digital Commons @ West Chester University. It has been accepted for inclusion in Gordon Natural Area Bird Survey Documents by an authorized administrator of Digital Commons @ West Chester University. For more information, please contact [wcressler@wcupa.edu](mailto:wcressler@wcupa.edu).



# Annotated Checklist of the Avian Species Observed at the Gordon Natural Area (West Chester University, PA) 2004-2020. Version IX

## Summary Data

**Number of Surveys:** 108 'Site Visits' by 28 Birders. Note: this does not count the birders who participated in the 2004 West Chester Bird Club Survey as they were not identified on the species checklist.

**Number of Taxa:** 125 Species, in 86 Genera and 38 Families.

## Abundances

The color of each month's 'box' represents the average number of individuals observed during all surveys during that month (see key at the bottom of the page). The first number within the 'box' for each month represents the number of days in which that species was observed during the month; the second number represents the total number of days of surveying for that month.

**Audubon Priority Birds:** "are birds of significant conservation need, for which our actions, over time, can lead to measurable improvements in status" (Audubon 2020a).

## PBS Status

Data are from the Pennsylvania Biological Survey (PBS 2020).

IUCN Status: Data are from the The IUCN Red List of Threatened Species (IUCN 2020).

## Threats

The 2014 climate threat assessment data are from Audubon (2020b). The 2020 climate threat assessment data (Audubon 2020c) were compiled from a query based on species' statuses in Zip Code 19383 and a query for species' statuses in Pennsylvania. The default was data for Zip Code 19383, whenever these were available.

## Foraging Strategies and Food Sources

Data were compiled from the Audubon Guide to North American Birds website (Audubon 2020d). Ground Foraging Species (i.e., species that are either ground foragers or foliage-gleaners and which forage on invertebrates) were determined based on Conover (2011).

JAN      FEB      APR      JUN      AUG      OCT      DEC  
 |      |      |      |      |      |      |  
 MAR      MAY      JUL      SEP      NOV

## Ducks, Geese, and Swans (Anatidae)

### Wood Duck (*Aix sponsa*)

Years Observed: 2016; 2019



Most Recently Observed: 4/12/2019

#### Status

**IUCN:** Redlist Global Status: Least Concern; Global Population: Increasing


**Audubon Climate Threat Level (2014):** Climate Threatened

**Audubon Climate Threat Level (2020):** Low (Summer) Stable (Winter) — Assessments evaluated for Zip Code 19383

**Food Sources:** Herbaceous Material (Secondarily/Seasonal); Insects and Other Invertebrates (Secondarily/Seasonal); Seeds (Primarily).

### Mallard (*Anas platyrhynchos*)

Years Observed: 2016



Most Recently Observed: 5/7/2016

#### Status

**IUCN:** Redlist Global Status: Least Concern; Global Population: Increasing

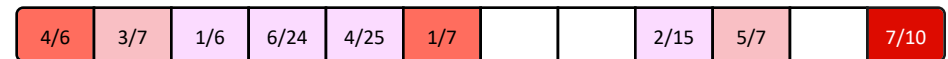
**Audubon Climate Threat Level (2014):** Climate Endangered

**Audubon Climate Threat Level (2020):** Low (Summer) Stable (Winter) — Assessments evaluated for Zip Code 19383

**Food Sources:** Earthworms (Rarely/Small Amounts); Fish and Other Aquatic Life (Rarely/Small Amounts); Herbaceous Material (Primarily); Herptiles (Rarely/Small Amounts); Insects and Other Invertebrates (Secondarily/Seasonal); Seeds (Secondarily/Seasonal).

### Canada Goose (*Branta canadensis*)

Years Observed: 2004; 2011; 2014-2020



Most Recently Observed: 2/28/2020

#### Status

**IUCN:** Redlist Global Status: Least Concern; Global Population: Increasing

**Audubon Climate Threat Level (2020):** Moderate (Summer) Stable (Winter) — Assessments evaluated for Zip Code 19383

**Food Sources:** Fruits (Secondarily/Seasonal); Herbaceous Material (Primarily); Insects and Other Invertebrates (Secondarily/Seasonal); Seeds (Secondarily/Seasonal).

#### Key to Abundances:



Abundant (100+)



Common (30-99)



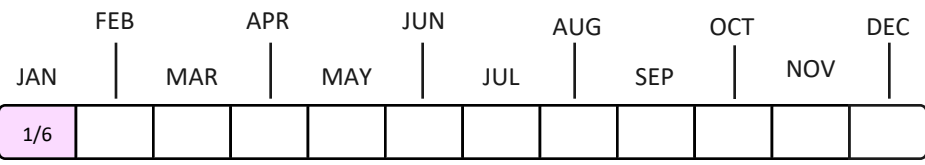
Fairly Common (6-29)



Uncommon (2-5)



Rare (1)



**Snow Goose (*Chen caerulescens*)**

Years Observed: 2018

Most Recently Observed: 1/3/2018

**Status**

**IUCN:** Redlist Global Status: Least Concern; Global Population: Increasing

**Food Sources:** Fruits (Rarely/Small Amounts); Herbaceous Material (Primarily); Insects and Other Invertebrates (Rarely/Small Amounts); Seeds (Secondarily/Seasonal).

**Loons (Gaviidae)**

**Common Loon (*Gavia immer*)**

Years Observed: 2019



Most Recently Observed: 4/19/2019

**Status**

**IUCN:** Redlist Global Status: Least Concern; Global Population: Stable

**Audubon Climate Threat Level (2014):** Climate Endangered

**Audubon Climate Threat Level (2020):** Low (Winter) — Assessments evaluated for the state of Pennsylvania

**Food Sources:** Fish and Other Aquatic Life (Primarily); Herbaceous Material (Rarely/Small Amounts); Herptiles (Secondarily/Seasonal); Insects and Other Invertebrates (Secondarily/Seasonal).

**Cormorants (Phalacrocoracidae)**

**Double-crested Cormorant (*Phalacrocorax auritus*)**

Years Observed: 2004; 2017-2019



Most Recently Observed: 3/29/2019

**Status**

**IUCN:** Redlist Global Status: Least Concern; Global Population: Increasing

**Audubon Climate Threat Level (2014):** Climate Threatened

**Audubon Climate Threat Level (2020):** Stable (Summer) Stable (Winter) — Assessments evaluated for Zip Code 19383

**Food Sources:** Fish and Other Aquatic Life (Primarily); Herbaceous Material (Rarely/Small Amounts); Insects and Other Invertebrates (Rarely/Small Amounts).

**Key to Abundances:**



Abundant (100+)



Common (30-99)



Fairly Common (6-29)



Uncommon (2-5)

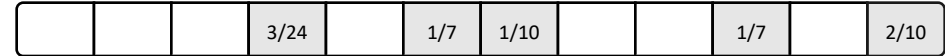


Rare (1)

JAN FEB MAR APR MAY JUN JUL AUG SEP OCT NOV DEC

### Bitterns, Herons, and Allies (Ardeidae)

#### Great Blue Heron (*Ardea herodias*)



Years Observed: 2004; 2016; 2017; 2020

Most Recently Observed: 7/20/2020

#### Status

**IUCN:** Redlist Global Status: Least Concern; Global Population: Increasing

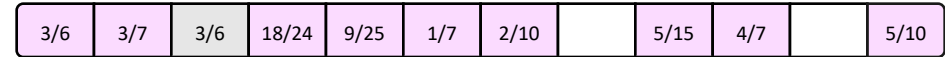
**Audubon Climate Threat Level (2020):** Stable (Summer) Stable (Winter) — Assessments evaluated for Zip Code 19383

**Foraging Strategies:** Opportunistic

**Food Sources:** Birds (Secondarily/Seasonal); Fish and Other Aquatic Life (Primarily); Herptiles (Secondarily/Seasonal); Insects and Other Invertebrates (Secondarily/Seasonal); Mammals (Secondarily/Seasonal).

### New World Vultures (Cathartidae)

#### Turkey Vulture (*Cathartes aura*)



Years Observed: 2004; 2011; 2015-2020

Most Recently Observed: 4/11/2020

#### Status

**IUCN:** Redlist Global Status: Least Concern; Global Population: Stable

**Audubon Climate Threat Level (2020):** Stable (Summer) Stable (Winter) — Assessments evaluated for Zip Code 19383

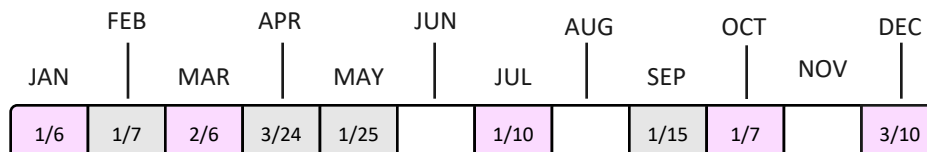
**Foraging Strategies:** Scavenger

**Food Sources:** Carrion (Primarily); Fish and Other Aquatic Life (Rarely/Small Amounts); Herbaceous Material (Rarely/Small Amounts); Insects and Other Invertebrates (Rarely/Small Amounts).



## Black Vulture (*Coragyps atratus*)

Years Observed: 2004; 2011; 2016; 2017; 2019; 2020



Most Recently Observed: 3/7/2020

### Status

**IUCN:** Redlist Global Status: Least Concern; Global Population: Increasing

**Audubon Climate Threat Level (2014):** Climate Threatened

**Audubon Climate Threat Level (2020):** Stable (Summer) Stable (Winter) — Assessments evaluated for Zip Code 19383

**Foraging Strategies:** Scavenger

**Food Sources:** Birds (Secondarily/Seasonal); Carrion (Primarily); Eggs (Secondarily/Seasonal); Garbage/Refuse (Rarely/Small Amounts); Herbaceous Material (Rarely/Small Amounts); Herptiles (Secondarily/Seasonal); Mammals (Secondarily/Seasonal).

## Ospreys (Pandionidae)

### Osprey (*Pandion haliaetus*)

Years Observed: 2004; 2016; 2017



Most Recently Observed: 4/8/2017

### Status

**Pennsylvania Biological Survey Status:** Pennsylvania Threatened

**IUCN:** Redlist Global Status: Least Concern; Global Population: Increasing

**Audubon Climate Threat Level (2014):** Climate Endangered

**Food Sources:** Birds (Rarely/Small Amounts); Fish and Other Aquatic Life (Primarily); Herptiles (Rarely/Small Amounts); Mammals (Rarely/Small Amounts).

## Hawks, Kites, Eagles, and Allies (Accipitridae)

### Cooper's Hawk (*Accipiter cooperii*)

Years Observed: 2016-2018



Most Recently Observed: 12/30/2018

### Status

**IUCN:** Redlist Global Status: Least Concern; Global Population: Increasing

**Audubon Climate Threat Level (2020):** Stable (Summer) Low (Winter) — Assessments evaluated for Zip Code 19383

**Food Sources:** Birds (Primarily); Herptiles (Rarely/Small Amounts); Insects and Other Invertebrates (Rarely/Small Amounts); Mammals (Primarily).

### Key to Abundances:



Abundant (100+)



Common (30-99)



Fairly Common (6-29)



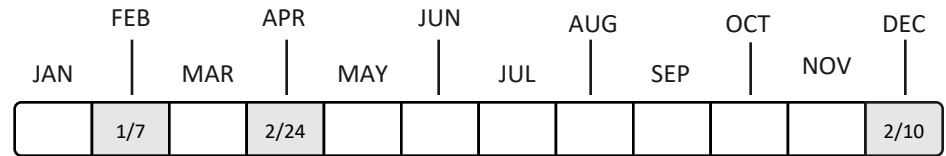
Uncommon (2-5)



Rare (1)

**Sharp-shinned Hawk (*Accipiter striatus*)**

Years Observed: 2004; 2015; 2016; 2020



Most Recently Observed: 2/25/2020

**Status**

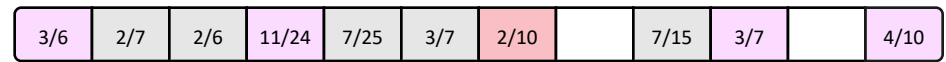
**IUCN:** Redlist Global Status: Least Concern; Global Population: Increasing

**Audubon Climate Threat Level (2020):** Moderate (Summer) Stable (Winter) — Assessments evaluated for the state of Pennsylvania

**Food Sources:** Birds (Primarily); Herptiles (Rarely/Small Amounts); Insects and Other Invertebrates (Rarely/Small Amounts); Mammals (Rarely/Small Amounts).

**Red-tailed Hawk (*Buteo jamaicensis*)**

Years Observed: 2004; 2015-2019



Most Recently Observed: 12/14/2019

**Status**

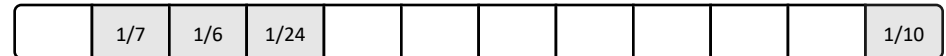
**IUCN:** Redlist Global Status: Least Concern; Global Population: Increasing

**Audubon Climate Threat Level (2020):** Stable (Summer) Stable (Winter) — Assessments evaluated for Zip Code 19383

**Food Sources:** Birds (Secondarily/Seasonal); Carrion (Rarely/Small Amounts); Herptiles (Secondarily/Seasonal); Insects and Other Invertebrates (Rarely/Small Amounts); Mammals (Secondarily/Seasonal).

**Red-shouldered Hawk (*Buteo lineatus*)**

Years Observed: 2014; 2018; 2020



Most Recently Observed: 3/3/2020

**Status**

**IUCN:** Redlist Global Status: Least Concern; Global Population: Increasing

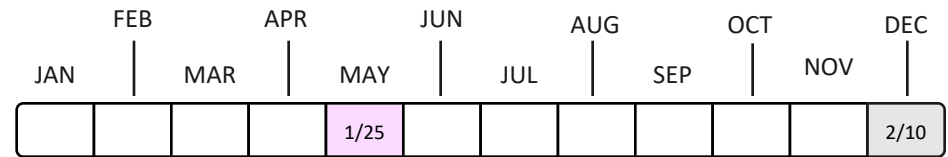
**Audubon Climate Threat Level (2020):** Stable (Summer) Stable (Winter) — Assessments evaluated for Zip Code 19383

**Food Sources:** Birds (Secondarily/Seasonal); Carrion (Rarely/Small Amounts); Fish and Other Aquatic Life (Rarely/Small Amounts); Herptiles (Primarily); Insects and Other Invertebrates (Rarely/Small Amounts); Mammals (Primarily).



**Bald Eagle (*Haliaeetus leucocephalus*)**

Years Observed: 2015-2017



Most Recently Observed: 12/16/2017

**Status**

**Audubon Priority Species**

**Pennsylvania Biological Survey Status:** Pennsylvania Threatened

**IUCN:** Redlist Global Status: Least Concern; Global Population: Increasing

**Audubon Climate Threat Level (2014):** Climate Endangered


**Audubon Climate Threat Level (2020):** Low (Summer) Stable (Winter) — Assessments evaluated for Zip Code 19383

**Food Sources:** Birds (Secondarily/Seasonal); Carrion (Secondarily/Seasonal); Fish and Other Aquatic Life (Primarily); Herptiles (Rarely/Small Amounts); Insects and Other Invertebrates (Rarely/Small Amounts); Mammals (Secondarily/Seasonal).

**Lapwings and Plovers (Charadriidae)**

**Killdeer (*Charadrius vociferus*)**

Years Observed: 2004; 2018



Most Recently Observed: 1/3/2018

**Status**

**IUCN:** Redlist Global Status: Least Concern; Global Population: Decreasing

**Audubon Climate Threat Level (2020):** Stable (Summer) Stable (Winter) — Assessments evaluated for Zip Code 19383

**Food Sources:** Earthworms (Secondarily/Seasonal); Fish and Other Aquatic Life (Secondarily/Seasonal); Insects and Other Invertebrates (Primarily); Seeds (Rarely/Small Amounts).



Abundant (100+)



Common (30-99)



Fairly Common (6-29)



Uncommon (2-5)



Rare (1)



JAN      FEB      APR      JUN      AUG      OCT      DEC  
 |      |      |      |      |      |      |  
 MAR      MAY      JUL      SEP      NOV

**Sandpipers, Phalaropes, and Allies (Scolopacidae)**

**American Woodcock (*Scolopax minor*)**



Years Observed: 2004; 2017; 2018

Most Recently Observed: 10/29/2018

**Status**

**Audubon Priority Species**

**IUCN:** Redlist Global Status: Least Concern; Global Population: Decreasing

**Audubon Climate Threat Level (2014):** Climate Threatened

**Audubon Climate Threat Level (2020):** Moderate (Summer) Stable (Winter) — Assessments evaluated for the state of Pennsylvania

**Food Sources:** Earthworms (Primarily); Insects and Other Invertebrates (Primarily).

**Greater Yellowlegs (*Tringa melanoleuca*)**



Years Observed: 2004

Most Recently Observed: 9/5/2004

**Status**

**IUCN:** Redlist Global Status: Least Concern; Global Population: Stable

**Audubon Climate Threat Level (2014):** Climate Threatened

**Food Sources:** Fish and Other Aquatic Life (Primarily); Fruits (Rarely/Small Amounts); Insects and Other Invertebrates (Primarily).

**Gulls, Terns, and Skimmers (Laridae)**

**Ring-billed Gull (*Larus delawarensis*)**



Years Observed: 2015; 2017; 2018

Most Recently Observed: 3/23/2018

**Status**

**IUCN:** Redlist Global Status: Least Concern; Global Population: Increasing

**Audubon Climate Threat Level (2014):** Climate Endangered

**Audubon Climate Threat Level (2020):** Low (Summer) Stable (Winter) — Assessments evaluated for the state of Pennsylvania

**Food Sources:** Earthworms (Secondarily/Seasonal); Fish and Other Aquatic Life (Primarily); Garbage/Refuse (Secondarily/Seasonal); Insects and Other Invertebrates (Primarily); Mammals (Secondarily/Seasonal); Seeds (Secondarily/Seasonal).

**Key to Abundances:**



JAN      FEB      MAR      APR      MAY      JUN      JUL      AUG      SEP      OCT      NOV      DEC

## Pigeons and Doves (Columbidae)

### Rock Pigeon (*Columba livia*)

Years Observed: 2004; 2016-2018



Most Recently Observed: 4/6/2018

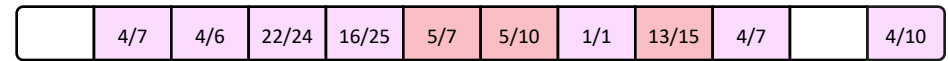
#### Status

**IUCN:** Redlist Global Status: Least Concern; Global Population: Decreasing

**Food Sources:** Earthworms (Rarely/Small Amounts); Fruits (Secondarily/Seasonal); Insects and Other Invertebrates (Rarely/Small Amounts); Seeds (Primarily).

### Mourning Dove (*Zenaidura macroura*)

Years Observed: 2004; 2014-2020



Most Recently Observed: 4/11/2020

#### Status

**IUCN:** Redlist Global Status: Least Concern; Global Population: Increasing

**Audubon Climate Threat Level (2020):** Stable (Summer) Stable (Winter) — Assessments evaluated for Zip Code 19383

**Food Sources:** Insects and Other Invertebrates (Rarely/Small Amounts); Seeds (Primarily).

## Cuckoos, Roadrunners, and Anis (Cuculidae)

### Yellow-billed Cuckoo (*Coccyzus americanus*)

Years Observed: 2004; 2017



Most Recently Observed: 6/18/2017

#### Status

**IUCN:** Redlist Global Status: Least Concern; Global Population: Decreasing

**Food Sources:** Eggs (Rarely/Small Amounts); Fruits (Rarely/Small Amounts); Herptiles (Rarely/Small Amounts); Insects and Other Invertebrates (Primarily).



JAN      FEB      APR      JUN      AUG      OCT      DEC  
 |      |      |      |      |      |      |  
 MAR      MAY      JUL      SEP      NOV

### Typical Owls (Strigidae)

#### Great Horned Owl (*Bubo virginianus*)



Years Observed: 2011; 2016-2020

Most Recently Observed: 1/3/2018

#### Status

IUCN: Redlist Global Status: Least Concern; Global Population: Stable

Audubon Climate Threat Level (2020): Stable (Summer) Stable (Winter) — Assessments evaluated for Zip Code 19383

Food Sources: Birds (Secondarily/Seasonal); Fish and Other Aquatic Life (Rarely/Small Amounts); Herptiles (Rarely/Small Amounts); Insects and Other Invertebrates (Rarely/Small Amounts); Mammals (Primarily).

#### Barred Owl (*Strix varia*)



Years Observed: 2016; 2017; 2019

Most Recently Observed: 5/23/2019

#### Status


IUCN: Redlist Global Status: Least Concern; Global Population: Increasing

Audubon Climate Threat Level (2020): Stable (Summer) Stable (Winter) — Assessments evaluated for Zip Code 19383

Food Sources: Birds (Secondarily/Seasonal); Fish and Other Aquatic Life (Possibly); Herptiles (Secondarily/Seasonal); Insects and Other Invertebrates (Rarely/Small Amounts); Mammals (Primarily).

### Swifts (Apodidae)

#### Chimney Swift (*Chaetura pelagica*)



Years Observed: 2004; 2016-2019

Most Recently Observed: 5/10/2019

#### Status

IUCN: Redlist Global Status: Vulnerable; Global Population: Decreasing

Food Sources: Insects and Other Invertebrates (Primarily).



JAN      FEB      APR      JUN      AUG      OCT      DEC  
 |      |      |      |      |      |      |  
 MAR      MAY      JUL      SEP      NOV

### Hummingbirds (Trochilidae)

#### Ruby-throated Hummingbird (*Archilochus colubris*)

Years Observed: 2004; 2017; 2019



Most Recently Observed: 5/9/2019

**Status**

**IUCN:** Redlist Global Status: Least Concern; Global Population: Increasing

**Food Sources:** Insects and Other Invertebrates (Primarily); Nectar (Primarily).

### Kingfishers (Alcedinidae)

#### Belted Kingfisher (*Megaceryle alcyon*)

Years Observed: 2016; 2017



Most Recently Observed: 1/12/2017

**Status**

**IUCN:** Redlist Global Status: Least Concern; Global Population: Stable


**Audubon Climate Threat Level (2020):** Stable (Summer) Stable (Winter) — Assessments evaluated for Zip Code 19383

**Food Sources:** Birds (Rarely/Small Amounts); Fish and Other Aquatic Life (Primarily); Fruits (Rarely/Small Amounts); Herptiles (Rarely/Small Amounts); Insects and Other Invertebrates (Rarely/Small Amounts); Mammals (Rarely/Small Amounts).

### Woodpeckers and Allies (Picidae)

#### Northern Flicker (*Colaptes auratus*)

Years Observed: 2004; 2006; 2014-2020



Most Recently Observed: 7/12/2020

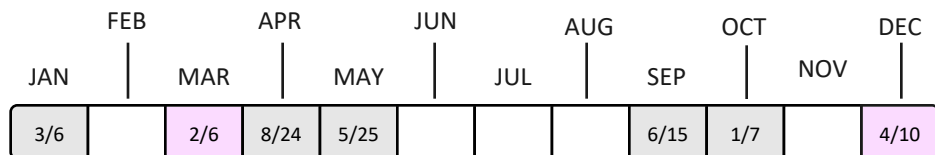
**Status**

**IUCN:** Redlist Global Status: Least Concern; Global Population: Decreasing

**Audubon Climate Threat Level (2020):** Moderate (Summer) Stable (Winter) — Assessments evaluated for Zip Code 19383

**Food Sources:** Fruits (Secondarily/Seasonal); Insects and Other Invertebrates (Primarily); Seeds (Secondarily/Seasonal).





**Pileated Woodpecker (*Dryocopus pileatus*)**

Years Observed: 2004; 2011; 2016-2020

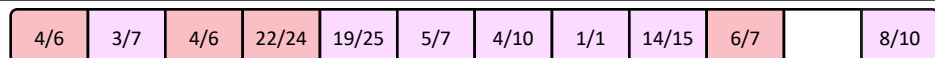
Most Recently Observed: 1/23/2020

**Status**

**IUCN:** Redlist Global Status: Least Concern; Global Population: Increasing

**Audubon Climate Threat Level (2020):** Stable (Summer) Stable (Winter) — Assessments evaluated for Zip Code 19383

**Food Sources:** Fruits (Secondarily/Seasonal); Insects and Other Invertebrates (Primarily); Seeds (Secondarily/Seasonal).



**Red-bellied Woodpecker (*Melanerpes carolinus*)**

Years Observed: 2004; 2011; 2014-2020

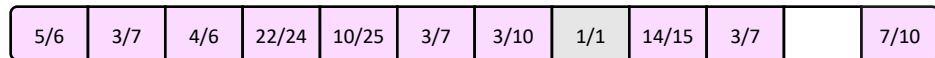
Most Recently Observed: 6/16/2020

**Status**

**IUCN:** Redlist Global Status: Least Concern; Global Population: Increasing

**Audubon Climate Threat Level (2020):** Stable (Summer) Stable (Winter) — Assessments evaluated for Zip Code 19383

**Food Sources:** Eggs (Rarely/Small Amounts); Fish and Other Aquatic Life (Rarely/Small Amounts); Fruits (Secondarily/Seasonal); Herptiles (Rarely/Small Amounts); Insects and Other Invertebrates (Primarily); Sap (Rarely/Small Amounts); Seeds (Secondarily/Seasonal).



**Downy Woodpecker (*Picoides pubescens*)**

Years Observed: 2004; 2011; 2014-2020

Most Recently Observed: 4/11/2020

**Status**

**IUCN:** Redlist Global Status: Least Concern; Global Population: Stable

**Audubon Climate Threat Level (2020):** Stable (Summer) Stable (Winter) — Assessments evaluated for Zip Code 19383

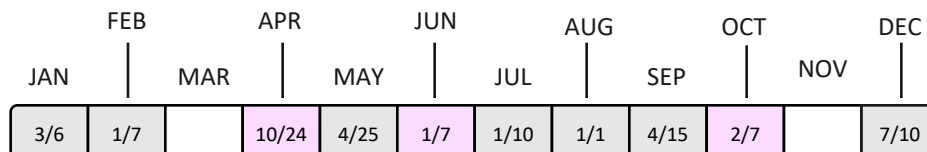
**Food Sources:** Fruits (Secondarily/Seasonal); Insects and Other Invertebrates (Primarily); Seeds (Secondarily/Seasonal).

**Key to Abundances:**



**Hairy Woodpecker (*Picoides villosus*)**

Years Observed: 2004; 2011; 2014-2020



Most Recently Observed: 4/11/2020

**Status**

**IUCN:** Redlist Global Status: Least Concern; Global Population: Increasing

**Audubon Climate Threat Level (2014):** Climate Threatened

**Audubon Climate Threat Level (2020):** Low (Summer) Low (Winter) — Assessments evaluated for Zip Code 19383

**Food Sources:** Fruits (Rarely/Small Amounts); Insects and Other Invertebrates (Primarily); Sap (Rarely/Small Amounts); Seeds (Rarely/Small Amounts).

**Yellow-bellied Sapsucker (*Sphyrapicus varius*)**

Years Observed: 2004; 2016-2019



Most Recently Observed: 4/5/2019

**Status**

**IUCN:** Redlist Global Status: Least Concern; Global Population: Decreasing

**Audubon Climate Threat Level (2014):** Climate Threatened

**Audubon Climate Threat Level (2020):** High (Summer) Stable (Winter) — Assessments evaluated for the state of Pennsylvania

**Food Sources:** Fruits (Secondarily/Seasonal); Insects and Other Invertebrates (Primarily); Sap (Secondarily/Seasonal).

**Caracaras and Falcons (Falconidae)**

**Merlin (*Falco columbarius*)**

Years Observed: 2017



Most Recently Observed: 4/14/2017

**Status**

**IUCN:** Redlist Global Status: Least Concern; Global Population: Stable

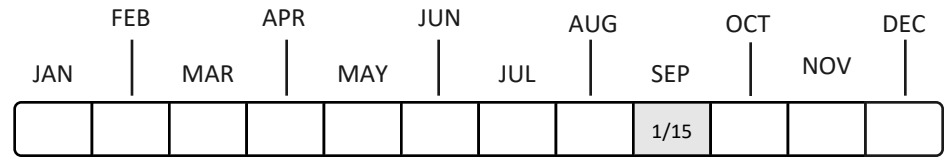
**Audubon Climate Threat Level (2014):** Climate Endangered

**Food Sources:** Birds (Primarily); Herptiles (Rarely/Small Amounts); Insects and Other Invertebrates (Rarely/Small Amounts); Mammals (Rarely/Small Amounts).



**Peregrine Falcon (*Falco peregrinus*)**

Years Observed: 2015



Most Recently Observed: 9/25/2015

**Status**

**Pennsylvania Biological Survey Status:** Pennsylvania Endangered

**IUCN:** Redlist Global Status: Least Concern; Global Population: Stable

**Audubon Climate Threat Level (2014):** Climate Threatened

**Audubon Climate Threat Level (2020):** Stable (Summer) Stable (Winter) — Assessments evaluated for Zip Code 19383

**Food Sources:** Birds (Primarily); Carrion (Rarely/Small Amounts); Insects and Other Invertebrates (Rarely/Small Amounts); Mammals (Rarely/Small Amounts).

**Tyrant Flycatchers (Tyrannidae)**

**Olive-sided Flycatcher (*Contopus cooperi*)**

Years Observed: 2016



Most Recently Observed: 9/16/2016

**Status**

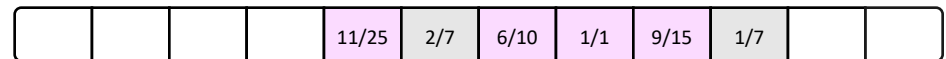
**Pennsylvania Biological Survey Status:** Pennsylvania Extirpated

**IUCN:** Redlist Global Status: Near Threatened; Global Population: Decreasing

**Food Sources:** Insects and Other Invertebrates (Primarily).

**Eastern Wood-pewee (*Contopus virens*)**

Years Observed: 2004; 2006; 2015-2020



Most Recently Observed: 7/12/2020

**Status**

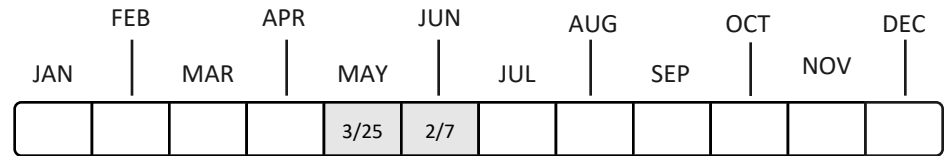
**IUCN:** Redlist Global Status: Least Concern; Global Population: Decreasing

**Food Sources:** Insects and Other Invertebrates (Primarily).



**Willow Flycatcher (*Empidonax traillii*)**

Years Observed: 2004; 2016; 2017



Most Recently Observed: 5/16/2017

**Status**

**IUCN:** Redlist Global Status: Least Concern; Global Population: Decreasing

**Audubon Climate Threat Level (2014):** Climate Threatened

**Food Sources:** Fruits (Rarely/Small Amounts); Insects and Other Invertebrates (Primarily); Seeds (Possibly).

**Acadian Flycatcher (*Empidonax virescens*)**

Years Observed: 2018



Most Recently Observed: 5/11/2018


**Status**

**IUCN:** Redlist Global Status: Least Concern; Global Population: Stable

**Food Sources:** Fruits (Rarely/Small Amounts); Insects and Other Invertebrates (Primarily).

**Great Crested Flycatcher (*Myiarchus crinitus*)**

Years Observed: 2004



Most Recently Observed: 7/4/2004


**Status**

**IUCN:** Redlist Global Status: Least Concern; Global Population: Stable

**Food Sources:** Fruits (Secondarily/Seasonal); Herptiles (Rarely/Small Amounts); Insects and Other Invertebrates (Primarily).

**Eastern Phoebe (*Sayornis phoebe*)**

Years Observed: 2004; 2016-2019



Most Recently Observed: 10/18/2019

**Status**

**IUCN:** Redlist Global Status: Least Concern; Global Population: Increasing

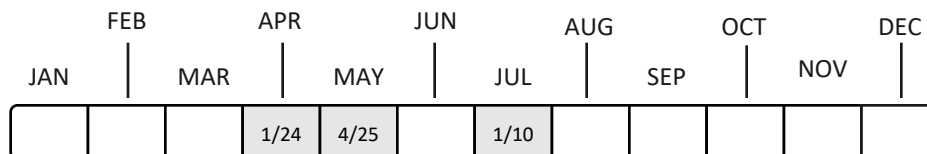
**Food Sources:** Fruits (Secondarily/Seasonal); Insects and Other Invertebrates (Primarily).





**Eastern Kingbird (*Tyrannus tyrannus*)**

Years Observed: 2004; 2016; 2019



Most Recently Observed: 5/10/2019

**Status**

**IUCN:** Redlist Global Status: Least Concern; Global Population: Decreasing

**Food Sources:** Fruits (Secondarily/Seasonal); Insects and Other Invertebrates (Primarily).

**Vireos (Vireonidae)**

**Yellow-throated Vireo (*Vireo flavifrons*)**

Years Observed: 2004; 2016; 2017; 2019



Most Recently Observed: 5/9/2019

**Status**

**IUCN:** Redlist Global Status: Least Concern; Global Population: Increasing

**Audubon Climate Threat Level (2014):** Climate Threatened

**Food Sources:** Fruits (Secondarily/Seasonal); Insects and Other Invertebrates (Primarily).

**Warbling Vireo (*Vireo gilvus*)**

Years Observed: 2004; 2016; 2019



Most Recently Observed: 5/10/2019

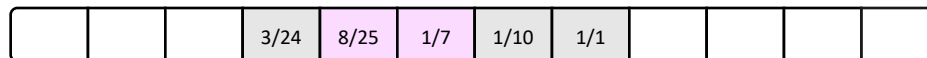
**Status**

**IUCN:** Redlist Global Status: Least Concern; Global Population: Increasing

**Food Sources:** Fruits (Secondarily/Seasonal); Insects and Other Invertebrates (Primarily).

**White-eyed Vireo (*Vireo griseus*)**

Years Observed: 2004; 2016; 2017; 2019



Most Recently Observed: 5/10/2019

**Status**

**IUCN:** Redlist Global Status: Least Concern; Global Population: Increasing

**Food Sources:** Fruits (Secondarily/Seasonal); Herptiles (Rarely/Small Amounts); Insects and Other Invertebrates (Primarily).

**Key to Abundances:**



Abundant (100+)



Common (30-99)



Fairly Common (6-29)



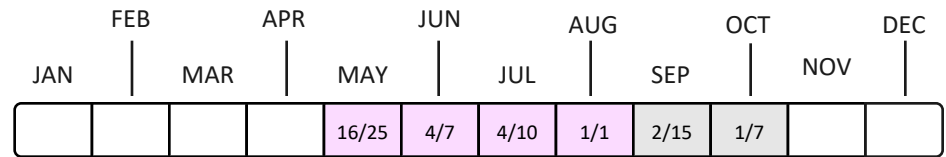
Uncommon (2-5)



Rare (1)

**Red-eyed Vireo (*Vireo olivaceus*)**

Years Observed: 2004; 2015-2020



Most Recently Observed: 5/26/2020

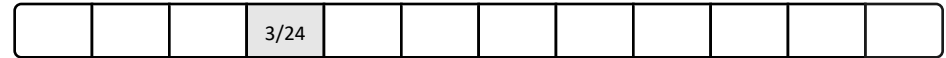
**Status**

**IUCN:** Redlist Global Status: Least Concern; Global Population: Increasing

**Food Sources:** Fruits (Secondarily/Seasonal); Insects and Other Invertebrates (Primarily).

**Blue-headed Vireo (*Vireo solitarius*)**

Years Observed: 2004; 2017



Most Recently Observed: 4/28/2017

**Status**

**IUCN:** Redlist Global Status: Least Concern; Global Population: Increasing


**Audubon Climate Threat Level (2020):** High (Summer) — Assessments evaluated for the state of Pennsylvania

**Food Sources:** Fruits (Secondarily/Seasonal); Insects and Other Invertebrates (Primarily).

**Jays and Crows (Corvidae)**

**American Crow (*Corvus brachyrhynchos*)**

Years Observed: 2004; 2014-2020



Most Recently Observed: 4/11/2020

**Status**

**IUCN:** Redlist Global Status: Least Concern; Global Population: Increasing

**Audubon Climate Threat Level (2020):** Low (Summer) Stable (Winter) — Assessments evaluated for Zip Code 19383

**Foraging Strategies:** Opportunistic

**Food Sources:** Birds (Secondarily/Seasonal); Carrion (Secondarily/Seasonal); Earthworms (Secondarily/Seasonal); Eggs (Secondarily/Seasonal); Fruits (Secondarily/Seasonal); Garbage/Refuse (Secondarily/Seasonal); Herptiles (Secondarily/Seasonal); Insects and Other Invertebrates (Secondarily/Seasonal); Seeds (Secondarily/Seasonal).

**Key to Abundances:**



Abundant (100+)



Common (30-99)



Fairly Common (6-29)



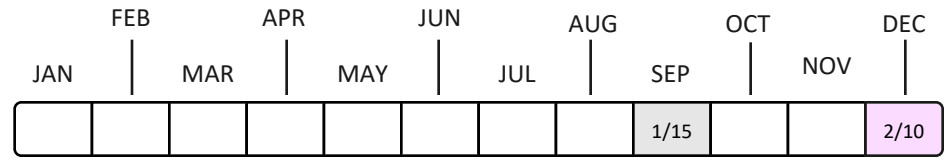
Uncommon (2-5)



Rare (1)

**Common Raven (*Corvus corax*)**

Years Observed: 2017; 2018



Most Recently Observed: 12/30/2018

**Status**

**IUCN:** Redlist Global Status: Least Concern; Global Population: Increasing


**Audubon Climate Threat Level (2014):** Climate Threatened

**Audubon Climate Threat Level (2020):** Low (Summer) Low (Winter) — Assessments evaluated for Zip Code 19383

**Food Sources:** Birds (Secondarily/Seasonal); Carrion (Secondarily/Seasonal); Eggs (Secondarily/Seasonal); Garbage/Refuse (Secondarily/Seasonal); Herptiles (Secondarily/Seasonal); Insects and Other Invertebrates (Secondarily/Seasonal); Mammals (Secondarily/Seasonal).

**Fish Crow (*Corvus ossifragus*)**

Years Observed: 2004; 2015-2019



Most Recently Observed: 5/10/2019

**Status**

**IUCN:** Redlist Global Status: Least Concern; Global Population: Increasing

**Audubon Climate Threat Level (2014):** Climate Threatened

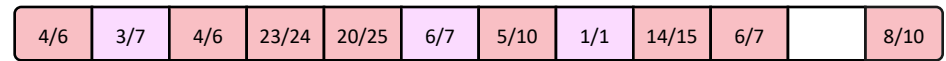
**Audubon Climate Threat Level (2020):** High (Summer) Low (Winter) — Assessments evaluated for Zip Code 19383

**Foraging Strategies:** Scavenger (Sometimes); Opportunistic

**Food Sources:** Carrion (Secondarily/Seasonal); Eggs (Secondarily/Seasonal); Fish and Other Aquatic Life (Secondarily/Seasonal); Fruits (Secondarily/Seasonal); Garbage/Refuse (Secondarily/Seasonal); Insects and Other Invertebrates (Secondarily/Seasonal); Seeds (Secondarily/Seasonal).

**Blue Jay (*Cyanocitta cristata*)**

Years Observed: 2004; 2011; 2014-2020



Most Recently Observed: 6/16/2020

**Status**

**IUCN:** Redlist Global Status: Least Concern; Global Population: Stable

**Audubon Climate Threat Level (2020):** Stable (Summer) Stable (Winter) — Assessments evaluated for Zip Code 19383

**Foraging Strategies:** Opportunistic

**Food Sources:** Carrion (Rarely/Small Amounts); Eggs (Rarely/Small Amounts); Fruits (Primarily); Herptiles (Rarely/Small Amounts); Insects and Other Invertebrates (Secondarily/Seasonal); Mammals (Rarely/Small Amounts); Seeds (Primarily).



Abundant (100+)



Common (30-99)



Fairly Common (6-29)



Uncommon (2-5)




Rare (1)

JAN      FEB      APR      JUN      AUG      OCT      DEC  
 |      |      |      |      |      |      |  
 MAR      MAY      JUL      SEP      NOV

## Swallows (Hirundinidae)

### Barn Swallow (*Hirundo rustica*)

Years Observed: 2004; 2016-2019



Most Recently Observed: 5/10/2019

#### Status

IUCN: Redlist Global Status: Least Concern; Global Population: Decreasing

Food Sources: Fruits (Rarely/Small Amounts); Insects and Other Invertebrates (Primarily); Seeds (Rarely/Small Amounts).

### Northern Rough-winged Swallow (*Stelgidopteryx serripennis*)

Years Observed: 2016; 2019



Most Recently Observed: 4/19/2019

#### Status

IUCN: Redlist Global Status: Least Concern; Global Population: Decreasing

Food Sources: Insects and Other Invertebrates (Primarily).

### Tree Swallow (*Tachycineta bicolor*)

Years Observed: 2004; 2016-2019



Most Recently Observed: 5/19/2019

#### Status

IUCN: Redlist Global Status: Least Concern; Global Population: Stable

Audubon Climate Threat Level (2014): Climate Threatened

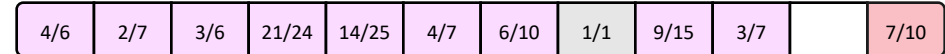
Food Sources: Fruits (Secondarily/Seasonal); Herbaceous Material (Secondarily/Seasonal); Insects and Other Invertebrates (Primarily); Seeds (Rarely/Small Amounts).



JAN      FEB      APR      JUN      AUG      OCT      DEC  
 |      |      |      |      |      |      |  
 MAR      MAY      JUL      SEP      NOV

## Chickadees and Titmice (Paridae)

### Tufted Titmouse (*Baeolophus bicolor*)



Years Observed: 2004; 2006; 2011; 2014-2020

Most Recently Observed: 7/12/2020

#### Status

IUCN: Redlist Global Status: Least Concern; Global Population: Increasing

Audubon Climate Threat Level (2020): Stable (Summer) Stable (Winter) — Assessments evaluated for Zip Code 19383

Food Sources: Fruits (Secondarily/Seasonal); Insects and Other Invertebrates (Primarily); Seeds (Secondarily/Seasonal).

### Black-capped Chickadee (*Poecile atricapillus*)



Years Observed: 2017

Most Recently Observed: 1/12/2017


#### Status

IUCN: Redlist Global Status: Least Concern; Global Population: Increasing

Audubon Climate Threat Level (2020): Low (Summer) Low (Winter) — Assessments evaluated for Zip Code 19383

Food Sources: Carrion (Rarely/Small Amounts); Fruits (Secondarily/Seasonal); Insects and Other Invertebrates (Primarily); Seeds (Secondarily/Seasonal).

### Carolina Chickadee (*Poecile carolinensis*)



Years Observed: 2004; 2011; 2014-2020

Most Recently Observed: 7/12/2020

#### Status

IUCN: Redlist Global Status: Least Concern; Global Population: Stable

Audubon Climate Threat Level (2020): Stable (Summer) Low (Winter) — Assessments evaluated for Zip Code 19383

Food Sources: Fruits (Secondarily/Seasonal); Insects and Other Invertebrates (Primarily); Seeds (Secondarily/Seasonal).



JAN      FEB      APR      JUN      AUG      OCT      DEC  
 |      |      |      |      |      |      |  
 MAR      MAY      JUL      SEP      NOV

## Nuthatches (Sittidae)

### Red-breasted Nuthatch (*Sitta canadensis*)



Years Observed: 2017

Most Recently Observed: 1/12/2017

#### Status

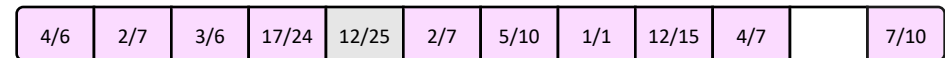
**IUCN:** Redlist Global Status: Least Concern; Global Population: Increasing

**Audubon Climate Threat Level (2014):** Climate Threatened

**Audubon Climate Threat Level (2020):** Moderate (Summer) Stable (Winter) — Assessments evaluated for the state of Pennsylvania

**Food Sources:** Insects and Other Invertebrates (Primarily); Seeds (Primarily).

### White-breasted Nuthatch (*Sitta carolinensis*)



Years Observed: 2004; 2011; 2014-2020

Most Recently Observed: 4/11/2020

#### Status

**IUCN:** Redlist Global Status: Least Concern; Global Population: Increasing

**Audubon Climate Threat Level (2014):** Climate Threatened

**Audubon Climate Threat Level (2020):** Low (Summer) Stable (Winter) — Assessments evaluated for Zip Code 19383

**Food Sources:** Insects and Other Invertebrates (Primarily); Seeds (Secondarily/Seasonal).

## Creepers (Certhiidae)

### Brown Creeper (*Certhia americana*)



Years Observed: 2004; 2014; 2016; 2018; 2019

Most Recently Observed: 3/29/2019

#### Status

**IUCN:** Redlist Global Status: Least Concern; Global Population: Stable

**Audubon Climate Threat Level (2014):** Climate Endangered

**Audubon Climate Threat Level (2020):** Moderate (Summer) Stable (Winter) — Assessments evaluated for the state of Pennsylvania

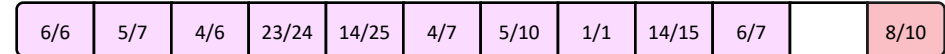
**Food Sources:** Insects and Other Invertebrates (Primarily); Seeds (Secondarily/Seasonal).



JAN      FEB      APR      JUN      AUG      OCT      DEC  
 |      |      |      |      |      |      |  
 MAR      MAY      JUL      SEP      NOV

## Wrens (Troglodytidae)

### Carolina Wren (*Thryothorus ludovicianus*)



Years Observed: 2004; 2011; 2014-2020

Most Recently Observed: 7/12/2020

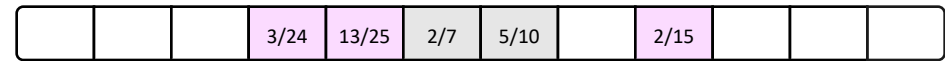
#### Status

IUCN: Redlist Global Status: Least Concern; Global Population: Increasing

Audubon Climate Threat Level (2020): Stable (Summer) Stable (Winter) — Assessments evaluated for Zip Code 19383

Food Sources: Fruits (Secondarily/Seasonal); Herptiles (Rarely/Small Amounts); Insects and Other Invertebrates (Primarily); Seeds (Secondarily/Seasonal).

### House Wren (*Troglodytes aedon*)



Years Observed: 1970; 2004; 2015-2019

Most Recently Observed: 5/10/2019

#### Status

IUCN: Redlist Global Status: Least Concern; Global Population: Increasing

Food Sources: Insects and Other Invertebrates (Primarily).

### Winter Wren (*Troglodytes hiemalis*)



Years Observed: 2014; 2017-2020

Most Recently Observed: 1/23/2020

#### Status

IUCN: Redlist Global Status: Least Concern; Global Population: Unknown

Audubon Climate Threat Level (2020): High (Summer) Low (Winter) — Assessments evaluated for the state of Pennsylvania

Food Sources: Fish and Other Aquatic Life (Rarely/Small Amounts); Fruits (Rarely/Small Amounts); Insects and Other Invertebrates (Primarily).

#### Key to Abundances:




JAN      FEB      APR      JUN      AUG      OCT      DEC  
 |      |      |      |      |      |      |  
 MAR      MAY      JUL      SEP      NOV

## Gnatcatchers and Gnatwrens (Poliophtilidae)

### Blue-gray Gnatcatcher (*Poliophtila caerulea*)

Years Observed: 2004; 2016-2020



Most Recently Observed: 4/11/2020

#### Status

IUCN: Redlist Global Status: Least Concern; Global Population: Increasing

Food Sources: Insects and Other Invertebrates (Primarily).

## Kinglets (Regulidae)

### Ruby-crowned Kinglet (*Regulus calendula*)

Years Observed: 2004; 2016-2019



Most Recently Observed: 12/14/2019

#### Status

IUCN: Redlist Global Status: Least Concern; Global Population: Increasing

Food Sources: Fruits (Rarely/Small Amounts); Insects and Other Invertebrates (Primarily); Nectar (Rarely/Small Amounts); Sap (Rarely/Small Amounts); Seeds (Rarely/Small Amounts).

### Golden-crowned Kinglet (*Regulus satrapa*)

Years Observed: 2014; 2017; 2018; 2020



Most Recently Observed: 2/28/2020

#### Status

IUCN: Redlist Global Status: Least Concern; Global Population: Increasing

Audubon Climate Threat Level (2014): Climate Threatened

Audubon Climate Threat Level (2020): Moderate (Summer) Stable (Winter) — Assessments evaluated for the state of Pennsylvania

Food Sources: Fruits (Rarely/Small Amounts); Insects and Other Invertebrates (Primarily); Sap (Rarely/Small Amounts).

#### Key to Abundances:



Abundant (100+)



Common (30-99)



Fairly Common (6-29)



Uncommon (2-5)



Rare (1)

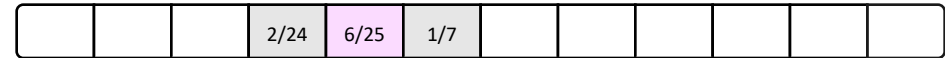


JAN      FEB      APR      JUN      AUG      OCT      DEC  
 |      |      |      |      |      |      |  
 MAR      MAY      JUL      SEP      NOV

## Thrushes (Turdidae)

### Veery (*Catharus fuscescens*)

Years Observed: 2015-2019



Most Recently Observed: 5/10/2019

#### Status

**IUCN:** Redlist Global Status: Least Concern; Global Population: Decreasing

**Audubon Climate Threat Level (2014):** Climate Threatened

**Audubon Climate Threat Level (2020):** Moderate (Summer) — Assessments evaluated for the state of Pennsylvania

**Food Sources:** Fruits (Secondarily/Seasonal); Herptiles (Rarely/Small Amounts); Insects and Other Invertebrates (Primarily).

### Hermit Thrush (*Catharus guttatus*)

Years Observed: 2004; 2015; 2017-2019



Most Recently Observed: 12/14/2019

#### Status

**IUCN:** Redlist Global Status: Least Concern; Global Population: Increasing

**Audubon Climate Threat Level (2014):** Climate Threatened

**Audubon Climate Threat Level (2020):** High (Summer) Low (Winter) — Assessments evaluated for the state of Pennsylvania

**Food Sources:** Earthworms (Secondarily/Seasonal); Fruits (Primarily); Herptiles (Rarely/Small Amounts); Insects and Other Invertebrates (Primarily).

### Gray-cheeked Thrush (*Catharus minimus*)

Years Observed: 2019



Most Recently Observed: 5/9/2019

#### Status

**IUCN:** Redlist Global Status: Least Concern; Global Population: Unknown

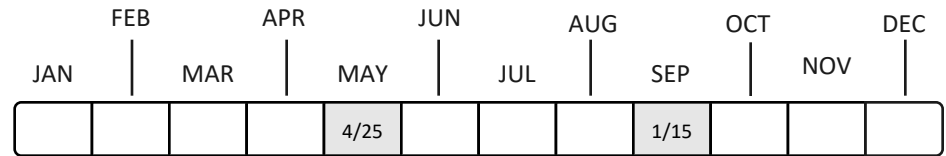
**Audubon Climate Threat Level (2014):** Climate Threatened

**Food Sources:** Fruits (Primarily); Insects and Other Invertebrates (Primarily).



**Swainson's Thrush (*Catharus ustulatus*)**

Years Observed: 2016-2019



Most Recently Observed: 5/10/2019

**Status**


**Pennsylvania Biological Survey Status:** Candidate Rare

**IUCN:** Redlist Global Status: Least Concern; Global Population: Unknown

**Food Sources:** Fruits (Primarily); Insects and Other Invertebrates (Primarily).

**Wood Thrush (*Hylocichla mustelina*)**

Years Observed: 2004; 2006; 2015-2020



Most Recently Observed: 7/12/2020

**Status**

**Audubon Priority Species**

**IUCN:** Redlist Global Status: Near Threatened; Global Population: Decreasing

**Audubon Climate Threat Level (2014):** Climate Threatened

**Foraging Strategies:** Ground Forager

**Food Sources:** Earthworms (Rarely/Small Amounts); Fruits (Primarily); Insects and Other Invertebrates (Primarily).

**Eastern Bluebird (*Sialia sialis*)**

Years Observed: 2011; 2014-2020



Most Recently Observed: 3/7/2020

**Status**

**IUCN:** Redlist Global Status: Least Concern; Global Population: Increasing

**Audubon Climate Threat Level (2020):** Stable (Summer) Stable (Winter) — Assessments evaluated for Zip Code 19383

**Food Sources:** Earthworms (Secondarily/Seasonal); Fruits (Primarily); Herptiles (Rarely/Small Amounts); Insects and Other Invertebrates (Primarily).

**Key to Abundances:**



Abundant (100+)



Common (30-99)



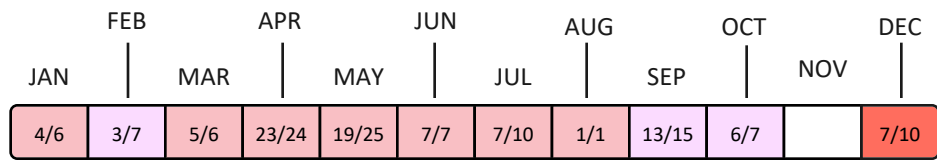
Fairly Common (6-29)



Uncommon (2-5)



Rare (1)



**American Robin (*Turdus migratorius*)**

Years Observed: 2004; 2006; 2011; 2014-2020

Most Recently Observed: 7/12/2020

**Status**

**IUCN:** Redlist Global Status: Least Concern; Global Population: Increasing

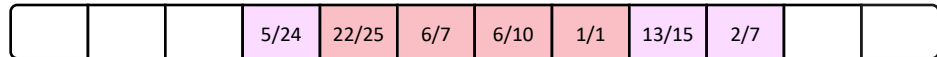
**Audubon Climate Threat Level (2020):** Moderate (Summer) Stable (Winter) — Assessments evaluated for Zip Code 19383

**Foraging Strategies:** Ground Forager

**Food Sources:** Earthworms (Secondarily/Seasonal); Fruits (Primarily); Insects and Other Invertebrates (Primarily).

**Mockingbirds and Thrashers (Mimidae)**

**Gray Catbird (*Dumetella carolinensis*)**



Years Observed: 2004; 2006; 2015-2019

Most Recently Observed: 10/4/2019

**Status**

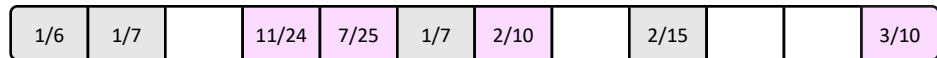
**IUCN:** Redlist Global Status: Least Concern; Global Population: Stable

**Audubon Climate Threat Level (2020):** Stable (Summer) Moderate (Winter) — Assessments evaluated for the state of Pennsylvania

**Foraging Strategies:** Ground Forager

**Food Sources:** Fish and Other Aquatic Life (Rarely/Small Amounts); Fruits (Primarily); Insects and Other Invertebrates (Primarily).

**Northern Mockingbird (*Mimus polyglottos*)**



Years Observed: 2004; 2006; 2011; 2014; 2015-2018; 2020

Most Recently Observed: 4/11/2020

**Status**

**IUCN:** Redlist Global Status: Least Concern; Global Population: Stable

**Audubon Climate Threat Level (2020):** Stable (Summer) Stable (Winter) — Assessments evaluated for Zip Code 19383

**Food Sources:** Earthworms (Secondarily/Seasonal); Fish and Other Aquatic Life (Rarely/Small Amounts); Fruits (Primarily); Herptiles (Rarely/Small Amounts); Insects and Other Invertebrates (Primarily).

**Key to Abundances:**



Abundant (100+)



Common (30-99)



Fairly Common (6-29)



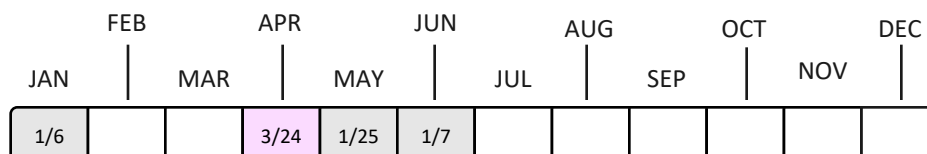
Uncommon (2-5)



Rare (1)

### Brown Thrasher (*Toxostoma rufum*)

Years Observed: 2004; 2016; 2018



Most Recently Observed: 1/3/2018

#### Status

**IUCN:** Redlist Global Status: Least Concern; Global Population: Decreasing

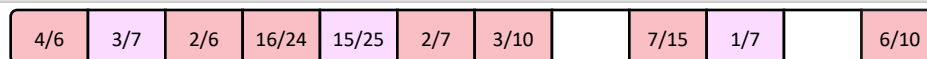
**Audubon Climate Threat Level (2020):** High (Summer) Stable (Winter) — Assessments evaluated for the state of Pennsylvania

**Food Sources:** Earthworms (Secondarily/Seasonal); Fruits (Primarily); Herptiles (Rarely/Small Amounts); Insects and Other Invertebrates (Primarily); Seeds (Primarily).

### Starlings (*Sturnidae*)

#### European Starling (*Sturnus vulgaris*)

Years Observed: 2004; 2006; 2014-2020



Most Recently Observed: 3/7/2020

#### Status

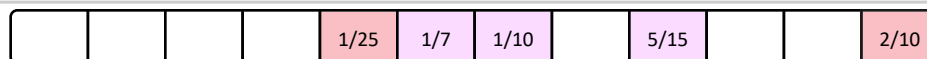
**IUCN:** Redlist Global Status: Least Concern; Global Population: Decreasing

**Food Sources:** Earthworms (Secondarily/Seasonal); Fruits (Secondarily/Seasonal); Insects and Other Invertebrates (Primarily); Nectar (Rarely/Small Amounts); Seeds (Secondarily/Seasonal).

### Waxwings (*Bombycillidae*)

#### Cedar Waxwing (*Bombycilla cedrorum*)

Years Observed: 2004; 2015-2018



Most Recently Observed: 12/30/2018

#### Status

**IUCN:** Redlist Global Status: Least Concern; Global Population: Increasing

**Audubon Climate Threat Level (2020):** Low (Summer) Stable (Winter) — Assessments evaluated for Zip Code 19383

**Food Sources:** Fruits (Primarily); Insects and Other Invertebrates (Primarily); Sap (Rarely/Small Amounts).

#### Key to Abundances:



Abundant (100+)



Common (30-99)



Fairly Common (6-29)



Uncommon (2-5)



Rare (1)

JAN      FEB      APR      JUN      AUG      OCT      DEC  
 |      |      |      |      |      |      |  
 MAR      MAY      JUL      SEP      NOV

**Wood-Warblers (Parulidae)**

**Canada Warbler (*Cardellina canadensis*)**



Years Observed: 2018

Most Recently Observed: 9/14/2018

**Status**

**Audubon Priority Species**

**IUCN:** Redlist Global Status: Least Concern; Global Population: Decreasing

**Audubon Climate Threat Level (2014):** Climate Threatened

**Audubon Climate Threat Level (2020):** High (Summer) — Assessments evaluated for the state of Pennsylvania

**Food Sources:** Insects and Other Invertebrates (Primarily).

**Wilson's Warbler (*Cardellina pusilla*)**



Years Observed: 2019

Most Recently Observed: 5/10/2019


**Status**

**IUCN:** Redlist Global Status: Least Concern; Global Population: Decreasing

**Audubon Climate Threat Level (2014):** Climate Threatened

**Food Sources:** Fruits (Rarely/Small Amounts); Insects and Other Invertebrates (Primarily).

**Kentucky Warbler (*Geothlypis formosa*)**



Years Observed: 1970; 2004

Most Recently Observed: 7/4/2004

**Status**

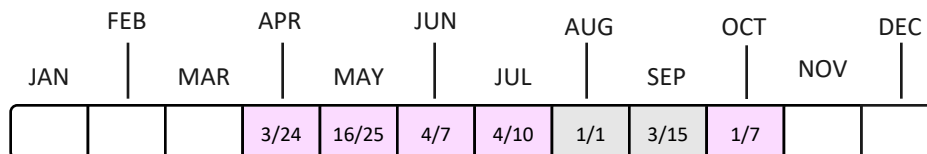
**IUCN:** Redlist Global Status: Least Concern; Global Population: Decreasing

**Audubon Climate Threat Level (2020):** Low (Summer) — Assessments evaluated for Zip Code 19383

**Food Sources:** Fruits (Rarely/Small Amounts); Insects and Other Invertebrates (Primarily).

**Common Yellowthroat (*Geothlypis trichas*)**

Years Observed: 2004; 2016-2019



Most Recently Observed: 5/19/2019

**Status**

**IUCN:** Redlist Global Status: Least Concern; Global Population: Stable

**Audubon Climate Threat Level (2020):** Low (Summer) — Assessments evaluated for Zip Code 19383

**Food Sources:** Insects and Other Invertebrates (Primarily).

**Worm-eating Warbler (*Helminthos vermivorum*)**

Years Observed: 2004



Most Recently Observed: 5/23/2004

**Status**

**IUCN:** Redlist Global Status: Least Concern; Global Population: Increasing

**Audubon Climate Threat Level (2014):** Climate Threatened

**Audubon Climate Threat Level (2020):** High (Summer) High (Winter) — Assessments evaluated for Zip Code 19383

**Food Sources:** Earthworms (Possibly); Insects and Other Invertebrates (Primarily).

**Yellow-breasted Chat (*Icteria virens*)**

Years Observed: 2016



Most Recently Observed: 7/27/2016

**Status**

**IUCN:** Redlist Global Status: Least Concern; Global Population: Stable

**Food Sources:** Fruits (Primarily); Insects and Other Invertebrates (Primarily).

**Black-and-white Warbler (*Mniotilta varia*)**

Years Observed: 2004; 2019



Most Recently Observed: 5/10/2019

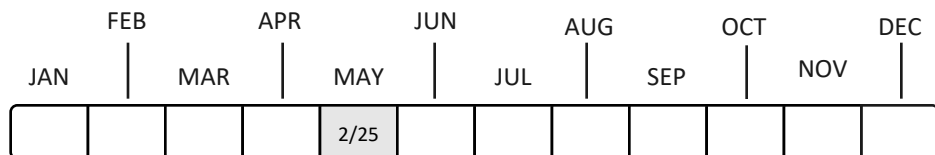
**Status**

**IUCN:** Redlist Global Status: Least Concern; Global Population: Decreasing

**Audubon Climate Threat Level (2014):** Climate Threatened

**Audubon Climate Threat Level (2020):** Moderate (Summer) — Assessments evaluated for Zip Code 19383

**Food Sources:** Insects and Other Invertebrates (Primarily).



**Nashville Warbler (*Oreothlypis ruficapilla*)**

Years Observed: 2017; 2019

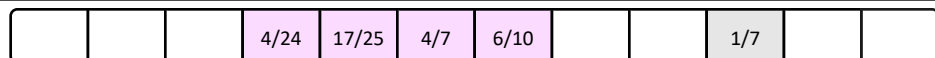
Most Recently Observed: 5/10/2019

**Status**

**IUCN:** Redlist Global Status: Least Concern; Global Population: Increasing

**Audubon Climate Threat Level (2014):** Climate Threatened

**Food Sources:** Insects and Other Invertebrates (Primarily).



**Ovenbird (*Seiurus aurocapilla*)**

Years Observed: 2004; 2006; 2016-2019

Most Recently Observed: 10/4/2019

**Status**

**IUCN:** Redlist Global Status: Least Concern; Global Population: Stable

**Audubon Climate Threat Level (2014):** Climate Threatened

**Audubon Climate Threat Level (2020):** Moderate (Summer) — Assessments evaluated for Zip Code 19383

**Foraging Strategies:** Ground Forager

**Food Sources:** Earthworms (Secondarily/Seasonal); Herbaceous Material (Secondarily/Seasonal); Insects and Other Invertebrates (Primarily); Seeds (Secondarily/Seasonal).



**Northern Parula (*Setophaga americana*)**

Years Observed: 2004; 2016-2019

Most Recently Observed: 5/10/2019

**Status**

**IUCN:** Redlist Global Status: Least Concern; Global Population: Increasing

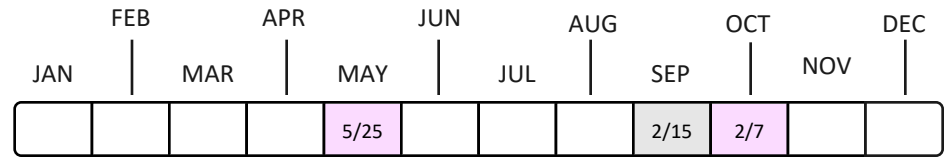
**Audubon Climate Threat Level (2020):** Moderate (Summer) — Assessments evaluated for Zip Code 19383

**Food Sources:** Fruits (Rarely/Small Amounts); Insects and Other Invertebrates (Primarily).



**Black-throated Blue Warbler (*Setophaga caerulescens*)**

Years Observed: 2004; 2016-2019



Most Recently Observed: 5/10/2019

**Status**

**Audubon Priority Species**

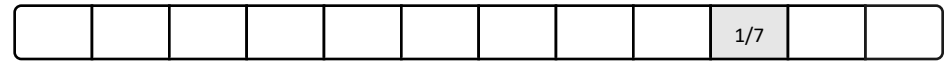
**IUCN:** Redlist Global Status: Least Concern; Global Population: Increasing

**Audubon Climate Threat Level (2014):** Climate Threatened

**Food Sources:** Fruits (Secondarily/Seasonal); Insects and Other Invertebrates (Primarily); Nectar (Secondarily/Seasonal); Seeds (Secondarily/Seasonal).

**Bay-breasted Warbler (*Setophaga castanea*)**

Years Observed: 2018



Most Recently Observed: 10/5/2018

**Status**

**IUCN:** Redlist Global Status: Least Concern; Global Population: Decreasing

**Audubon Climate Threat Level (2014):** Climate Threatened

**Food Sources:** Fruits (Secondarily/Seasonal); Insects and Other Invertebrates (Primarily).

**Hooded Warbler (*Setophaga citrina*)**

Years Observed: 2016; 2017



Most Recently Observed: 4/28/2017

**Status**

**IUCN:** Redlist Global Status: Least Concern; Global Population: Increasing


**Audubon Climate Threat Level (2014):** Climate Threatened

**Audubon Climate Threat Level (2020):** Moderate (Summer) — Assessments evaluated for Zip Code 19383

**Food Sources:** Insects and Other Invertebrates (Primarily).

**Yellow-rumped Warbler (*Setophaga coronata*)**

Years Observed: 2004; 2015-2019



Most Recently Observed: 5/10/2019

**Status**

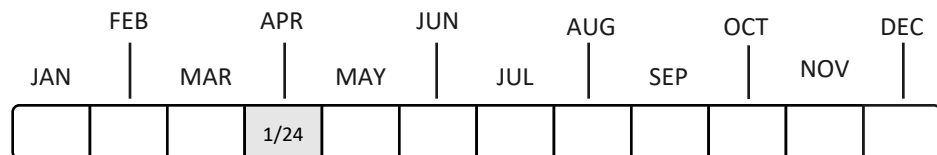
**IUCN:** Redlist Global Status: Least Concern; Global Population: Unknown

**Food Sources:** Fruits (Primarily); Insects and Other Invertebrates (Primarily).

**Key to Abundances:**







**Prairie Warbler (*Setophaga discolor*)**

Years Observed: 2017

Most Recently Observed: 4/28/2017

**Status**

**IUCN:** Redlist Global Status: Least Concern; Global Population: Decreasing

**Audubon Climate Threat Level (2020):** Moderate (Summer) — Assessments evaluated for Zip Code 19383

**Food Sources:** Fruits (Rarely/Small Amounts); Insects and Other Invertebrates (Primarily); Sap (Rarely/Small Amounts).



**Blackburnian Warbler (*Setophaga fusca*)**

Years Observed: 2017; 2018

Most Recently Observed: 10/5/2018

**Status**

**IUCN:** Redlist Global Status: Least Concern; Global Population: Increasing

**Audubon Climate Threat Level (2014):** Climate Threatened

**Audubon Climate Threat Level (2020):** High (Summer) — Assessments evaluated for the state of Pennsylvania

**Food Sources:** Fruits (Rarely/Small Amounts); Insects and Other Invertebrates (Primarily).



**Magnolia Warbler (*Setophaga magnolia*)**

Years Observed: 2018; 2019

Most Recently Observed: 5/10/2019

**Status**

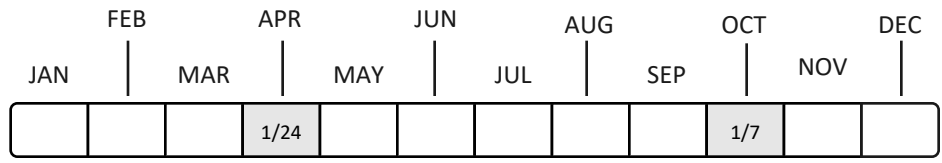
**IUCN:** Redlist Global Status: Least Concern; Global Population: Increasing

**Audubon Climate Threat Level (2014):** Climate Threatened

**Audubon Climate Threat Level (2020):** High (Summer) — Assessments evaluated for the state of Pennsylvania

**Food Sources:** Fruits (Rarely/Small Amounts); Insects and Other Invertebrates (Primarily).





**Palm Warbler (*Setophaga palmarum*)**

Years Observed: 2019

Most Recently Observed: 10/4/2019

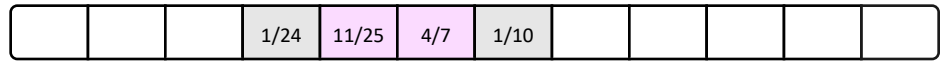
**Status**

**IUCN:** Redlist Global Status: Least Concern; Global Population: Increasing

**Audubon Climate Threat Level (2014):** Climate Endangered

**Audubon Climate Threat Level (2020):** Low (Winter) — Assessments evaluated for the state of Pennsylvania

**Food Sources:** Fruits (Secondarily/Seasonal); Insects and Other Invertebrates (Primarily); Seeds (Secondarily/Seasonal).



**Yellow Warbler (*Setophaga petechia*)**

Years Observed: 2004; 2015-2018

Most Recently Observed: 5/9/2018

**Status**

**IUCN:** Redlist Global Status: Least Concern; Global Population: Stable

**Audubon Climate Threat Level (2020):** Moderate (Summer) — Assessments evaluated for Zip Code 19383

**Food Sources:** Fruits (Rarely/Small Amounts); Insects and Other Invertebrates (Primarily).



**American Redstart (*Setophaga ruticilla*)**

Years Observed: 2004; 2016-2019

Most Recently Observed: 5/10/2019

**Status**

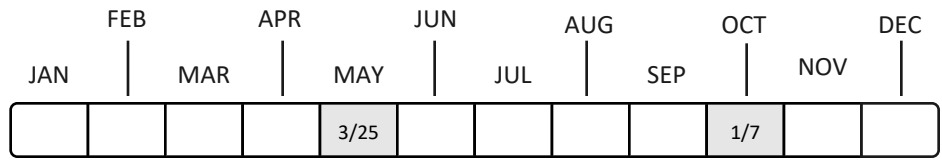
**IUCN:** Redlist Global Status: Least Concern; Global Population: Decreasing

**Audubon Climate Threat Level (2014):** Climate Threatened

**Audubon Climate Threat Level (2020):** Moderate (Summer) — Assessments evaluated for Zip Code 19383

**Food Sources:** Fruits (Secondarily/Seasonal); Insects and Other Invertebrates (Primarily); Seeds (Secondarily/Seasonal).





**Blackpoll Warbler (*Setophaga striata*)**

Years Observed: 2004; 2016; 2018; 2019

Most Recently Observed: 5/10/2019

**Status**

**Pennsylvania Biological Survey Status:** Pennsylvania Endangered


**IUCN:** Redlist Global Status: Near Threatened; Global Population: Decreasing

**Audubon Climate Threat Level (2014):** Climate Threatened

**Food Sources:** Fruits (Secondarily/Seasonal); Insects and Other Invertebrates (Primarily).

**Cape May Warbler (*Setophaga tigrina*)**

Years Observed: 2018; 2019



Most Recently Observed: 10/18/2019

**Status**

**IUCN:** Redlist Global Status: Least Concern; Global Population: Stable

**Audubon Climate Threat Level (2014):** Climate Threatened

**Food Sources:** Fruits (Secondarily/Seasonal); Insects and Other Invertebrates (Primarily); Nectar (Secondarily/Seasonal); Sap (Rarely/Small Amounts).

**Black-throated Green Warbler (*Setophaga virens*)**

Years Observed: 2004; 2016; 2017; 2019



Most Recently Observed: 5/10/2019

**Status**

**IUCN:** Redlist Global Status: Least Concern; Global Population: Decreasing

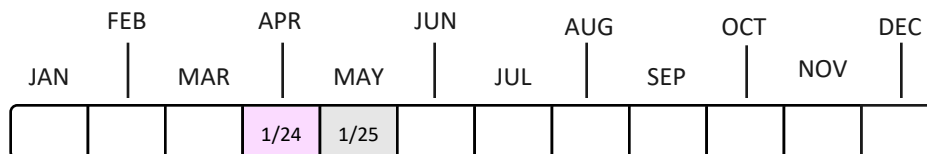
**Audubon Climate Threat Level (2014):** Climate Threatened

**Food Sources:** Fruits (Secondarily/Seasonal); Insects and Other Invertebrates (Primarily).



**Blue-winged Warbler (*Vermivora cyanoptera*)**

Years Observed: 2017; 2019



Most Recently Observed: 5/10/2019

**Status**

**IUCN:** Redlist Global Status: Least Concern; Global Population: Decreasing

**Audubon Climate Threat Level (2014):** Climate Threatened

**Audubon Climate Threat Level (2020):** Moderate (Summer) — Assessments evaluated for Zip Code 19383

**Food Sources:** Insects and Other Invertebrates (Primarily).

**Emberizids (Emberizidae)**

**Dark-eyed Junco (*Junco hyemalis*)**

Years Observed: 2004; 2011; 2014-2020



Most Recently Observed: 1/23/2020

**Status**

**IUCN:** Redlist Global Status: Least Concern; Global Population: Stable

**Audubon Climate Threat Level (2020):** High (Summer) Stable (Winter) — Assessments evaluated for the state of Pennsylvania

**Food Sources:** Insects and Other Invertebrates (Primarily); Seeds (Primarily).

**Swamp Sparrow (*Melospiza georgiana*)**

Years Observed: 2004; 2014; 2016; 2017; 2019



Most Recently Observed: 4/19/2019

**Status**

**IUCN:** Redlist Global Status: Least Concern; Global Population: Increasing

**Audubon Climate Threat Level (2014):** Climate Threatened

**Audubon Climate Threat Level (2020):** Moderate (Summer) Stable (Winter) — Assessments evaluated for the state of Pennsylvania

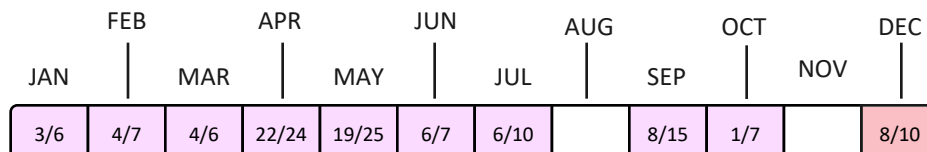
**Food Sources:** Insects and Other Invertebrates (Primarily); Seeds (Secondarily/Seasonal).

**Key to Abundances:**



**Song Sparrow (*Melospiza melodia*)**

Years Observed: 2004; 2006; 2011; 2014-2020



Most Recently Observed: 2/25/2020

**Status**


**IUCN:** Redlist Global Status: Least Concern; Global Population: Stable

**Audubon Climate Threat Level (2020):** Moderate (Summer) Stable (Winter) — Assessments evaluated for Zip Code 19383

**Food Sources:** Fish and Other Aquatic Life (Secondarily/Seasonal); Insects and Other Invertebrates (Primarily); Seeds (Primarily).

**Fox Sparrow (*Passerella iliaca*)**

Years Observed: 2017-2019



Most Recently Observed: 12/14/2019

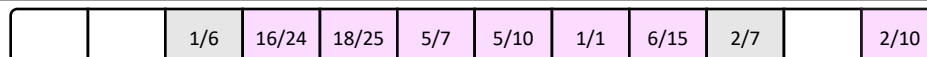
**Status**

**IUCN:** Redlist Global Status: Least Concern; Global Population: Stable

**Food Sources:** Fish and Other Aquatic Life (Rarely/Small Amounts); Insects and Other Invertebrates (Primarily); Seeds (Primarily).

**Eastern Towhee (*Pipilo erythrophthalmus*)**

Years Observed: 2004; 2015-2020



Most Recently Observed: 6/16/2020

**Status**

**IUCN:** Redlist Global Status: Least Concern; Global Population: Stable

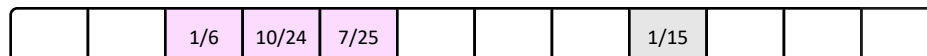
**Audubon Climate Threat Level (2020):** High (Summer) Stable (Winter) — Assessments evaluated for Zip Code 19383

**Foraging Strategies:** Ground Forager

**Food Sources:** Fruits (Secondarily/Seasonal); Herptiles (Rarely/Small Amounts); Insects and Other Invertebrates (Primarily); Seeds (Secondarily/Seasonal).

**Chipping Sparrow (*Spizella passerina*)**

Years Observed: 2004; 2016-2019



Most Recently Observed: 5/19/2019

**Status**

**IUCN:** Redlist Global Status: Least Concern; Global Population: Increasing

**Audubon Climate Threat Level (2020):** Moderate (Summer) Stable (Winter) — Assessments evaluated for the state of Pennsylvania

**Food Sources:** Insects and Other Invertebrates (Primarily); Seeds (Primarily).

**Key to Abundances:**



Abundant (100+)



Common (30-99)



Fairly Common (6-29)



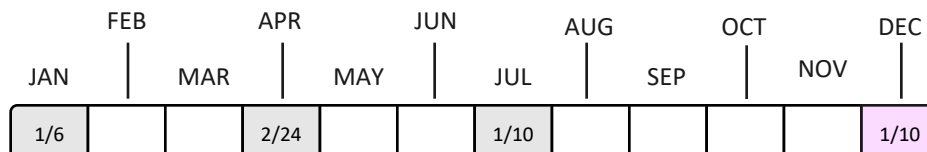
Uncommon (2-5)



Rare (1)

**Field Sparrow (*Spizella pusilla*)**

Years Observed: 2004; 2016; 2017; 2019



Most Recently Observed: 12/14/2019

**Status**

**IUCN:** Redlist Global Status: Least Concern; Global Population: Decreasing

**Audubon Climate Threat Level (2020):** High (Summer) Stable (Winter) — Assessments evaluated for Zip Code 19383

**Food Sources:** Insects and Other Invertebrates (Primarily); Seeds (Primarily).

**American Tree Sparrow (*Spizelloides arborea*)**

Years Observed: 2018



Most Recently Observed: 3/23/2018

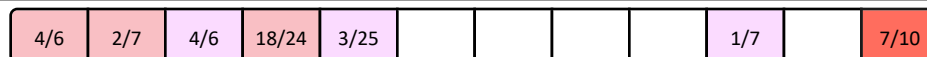
**Status**

**IUCN:** Redlist Global Status: Least Concern; Global Population: Decreasing

**Food Sources:** Insects and Other Invertebrates (Primarily); Seeds (Primarily).

**White-throated Sparrow (*Zonotrichia albicollis*)**

Years Observed: 2004; 2014-2020



Most Recently Observed: 4/11/2020

**Status**

**IUCN:** Redlist Global Status: Least Concern; Global Population: Stable

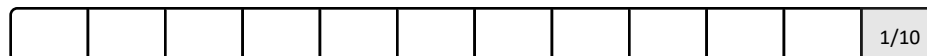
**Audubon Climate Threat Level (2014):** Climate Threatened

**Audubon Climate Threat Level (2020):** High (Summer) Stable (Winter) — Assessments evaluated for the state of Pennsylvania

**Food Sources:** Fruits (Secondarily/Seasonal); Insects and Other Invertebrates (Primarily); Seeds (Primarily).

**White-crowned Sparrow (*Zonotrichia leucophrys*)**

Years Observed: 2015



Most Recently Observed: 12/19/2015

**Status**

**IUCN:** Redlist Global Status: Least Concern; Global Population: Stable

**Food Sources:** Fruits (Secondarily/Seasonal); Herbaceous Material (Secondarily/Seasonal); Insects and Other Invertebrates (Secondarily/Seasonal); Seeds (Primarily).

JAN      FEB      APR      JUN      AUG      OCT      DEC  
 |      |      |      |      |      |      |  
 MAR      MAY      JUL      SEP      NOV

**Cardinals, Piranga Tanagers and Allies (Cardinalidae)**

**Northern Cardinal (*Cardinalis cardinalis*)**



Years Observed: 2004; 2011; 2014-2020

Most Recently Observed: 7/12/2020

**Status**


**IUCN:** Redlist Global Status: Least Concern; Global Population: Stable

**Audubon Climate Threat Level (2020):** Stable (Summer) Stable (Winter) — Assessments evaluated for Zip Code 19383

**Foraging Strategies:** Ground Forager

**Food Sources:** Fruits (Secondarily/Seasonal); Herbaceous Material (Secondarily/Seasonal); Insects and Other Invertebrates (Primarily); Seeds (Primarily).

**Indigo Bunting (*Passerina cyanea*)**



Years Observed: 2004; 2018; 2019

Most Recently Observed: 5/10/2019


**Status**

**IUCN:** Redlist Global Status: Least Concern; Global Population: Decreasing

**Audubon Climate Threat Level (2020):** Moderate (Summer) — Assessments evaluated for Zip Code 19383

**Food Sources:** Fruits (Secondarily/Seasonal); Insects and Other Invertebrates (Primarily); Seeds (Secondarily/Seasonal).

**Rose-breasted Grosbeak (*Pheucticus ludovicianus*)**



Years Observed: 2018; 2019

Most Recently Observed: 5/10/2019

**Status**

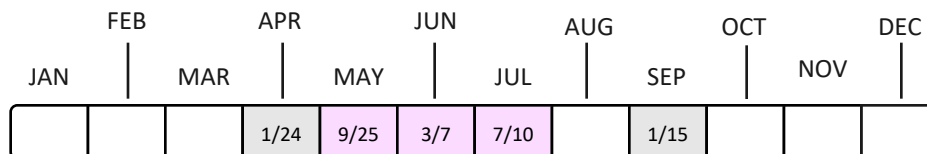
**IUCN:** Redlist Global Status: Least Concern; Global Population: Decreasing

**Food Sources:** Fruits (Secondarily/Seasonal); Insects and Other Invertebrates (Primarily).



**Scarlet Tanager (*Piranga olivacea*)**

Years Observed: 2004; 2006; 2016-2018; 2020



Most Recently Observed: 7/12/2020

**Status**

**IUCN:** Redlist Global Status: Least Concern; Global Population: Stable

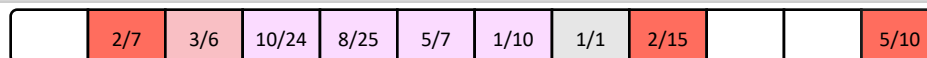
**Audubon Climate Threat Level (2014):** Climate Threatened

**Food Sources:** Earthworms (Rarely/Small Amounts); Fruits (Secondarily/Seasonal); Insects and Other Invertebrates (Primarily).

**Blackbirds (Icteridae)**

**Red-winged Blackbird (*Agelaius phoeniceus*)**

Years Observed: 2004; 2014-2019



Most Recently Observed: 5/19/2019

**Status**

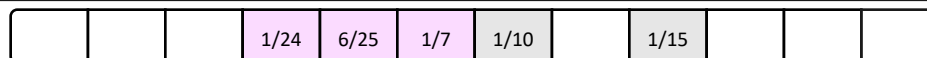
**IUCN:** Redlist Global Status: Least Concern; Global Population: Decreasing

**Audubon Climate Threat Level (2020):** Stable (Summer) Stable (Winter) — Assessments evaluated for Zip Code 19383

**Food Sources:** Fruits (Rarely/Small Amounts); Insects and Other Invertebrates (Primarily); Seeds (Primarily).

**Baltimore Oriole (*Icterus galbula*)**

Years Observed: 2004; 2016-2019



Most Recently Observed: 5/10/2019

**Status**

**IUCN:** Redlist Global Status: Least Concern; Global Population: Stable

**Audubon Climate Threat Level (2014):** Climate Threatened

**Audubon Climate Threat Level (2020):** Low (Summer) — Assessments evaluated for Zip Code 19383

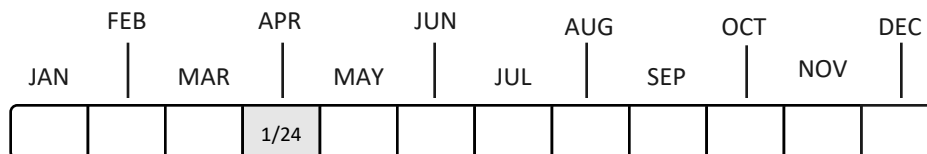
**Food Sources:** Fruits (Primarily); Insects and Other Invertebrates (Primarily); Nectar (Secondarily/Seasonal).





**Orchard Oriole (*Icterus spurius*)**

Years Observed: 2019



Most Recently Observed: 4/26/2019

**Status**

**IUCN:** Redlist Global Status: Least Concern; Global Population: Stable

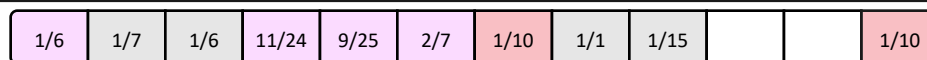
**Audubon Climate Threat Level (2014):** Climate Threatened

**Audubon Climate Threat Level (2020):** Low (Summer) — Assessments evaluated for Zip Code 19383

**Food Sources:** Fruits (Secondarily/Seasonal); Insects and Other Invertebrates (Primarily); Nectar (Secondarily/Seasonal).

**Brown-headed Cowbird (*Molothrus ater*)**

Years Observed: 2004; 2015-2020



Most Recently Observed: 4/11/2020

**Status**

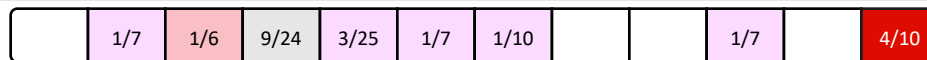
**IUCN:** Redlist Global Status: Least Concern; Global Population: Decreasing

**Audubon Climate Threat Level (2020):** Stable (Summer) Stable (Winter) — Assessments evaluated for Zip Code 19383

**Food Sources:** Insects and Other Invertebrates (Primarily); Seeds (Primarily).

**Common Grackle (*Quiscalus quiscula*)**

Years Observed: 2004; 2015-2019



Most Recently Observed: 12/14/2019

**Status**

**IUCN:** Redlist Global Status: Near Threatened; Global Population: Decreasing

**Audubon Climate Threat Level (2020):** Low (Summer) Stable (Winter) — Assessments evaluated for Zip Code 19383


**Food Sources:** Birds (Secondarily/Seasonal); Earthworms (Secondarily/Seasonal); Eggs (Secondarily/Seasonal); Fish and Other Aquatic Life (Secondarily/Seasonal); Fruits (Secondarily/Seasonal); Herbaceous Material (Secondarily/Seasonal); Herptiles (Rarely/Small Amounts); Insects and Other Invertebrates (Primarily); Mammals (Rarely/Small Amounts); Seeds (Secondarily/Seasonal).



JAN FEB MAR APR MAY JUN JUL AUG SEP OCT NOV DEC

## Fringilline and Cardueline Finches and Allies (Fringillidae)

### House Finch (*Haemorhous mexicanus*)



Years Observed: 2004; 2011; 2014-2020

Most Recently Observed: 2/28/2020

#### Status

**IUCN:** Redlist Global Status: Least Concern; Global Population: Increasing

**Audubon Climate Threat Level (2014):** Climate Threatened

**Audubon Climate Threat Level (2020):** Low (Summer) Low (Winter) — Assessments evaluated for Zip Code 19383

**Food Sources:** Fruits (Secondarily/Seasonal); Herbaceous Material (Secondarily/Seasonal); Insects and Other Invertebrates (Rarely/Small Amounts); Seeds (Primarily).

### Purple Finch (*Haemorhous purpureus*)



Years Observed: 2018

Most Recently Observed: 10/5/2018

#### Status


**IUCN:** Redlist Global Status: Least Concern; Global Population: Decreasing

**Audubon Climate Threat Level (2014):** Climate Threatened

**Audubon Climate Threat Level (2020):** Moderate (Summer) Low (Winter) — Assessments evaluated for the state of Pennsylvania

**Food Sources:** Fruits (Secondarily/Seasonal); Herbaceous Material (Secondarily/Seasonal); Insects and Other Invertebrates (Rarely/Small Amounts); Seeds (Primarily).

### American Goldfinch (*Spinus tristis*)



Years Observed: 2004; 2014-2019

Most Recently Observed: 12/14/2019

#### Status

**IUCN:** Redlist Global Status: Least Concern; Global Population: Increasing

**Audubon Climate Threat Level (2020):** Moderate (Summer) Stable (Winter) — Assessments evaluated for Zip Code 19383


**Food Sources:** Herbaceous Material (Secondarily/Seasonal); Insects and Other Invertebrates (Secondarily/Seasonal); Sap (Rarely/Small Amounts); Seeds (Primarily).



JAN | FEB | MAR | APR | MAY | JUN | JUL | AUG | SEP | OCT | NOV | DEC

**Old World Sparrows (Passeridae)**

**House Sparrow (*Passer domesticus*)**



Years Observed: 2004; 2016; 2017; 2019; 2020

Most Recently Observed: 2/25/2020

**Status**

**IUCN:** Redlist Global Status: Least Concern; Global Population: Decreasing

**Food Sources:** Insects and Other Invertebrates (Rarely/Small Amounts); Seeds (Primarily).



---

## References

Audubon 2020a. Audubon Priority Bird Species. <https://www.audubon.org/birds/priority>. Date accessed: 5/28/2020.

Audubon 2020b. The Climate Report. <https://climate2014.audubon.org>. Date accessed: 5/28/2020.

Audubon. 2020c. Survival by Degrees: 389 Bird Species on the Brink. <https://www.audubon.org/climate/survivalbydegrees>. Date accessed: 5/28/2020.

Audubon. 2020d. Audubon Guide to North American Birds. <https://www.audubon.org/bird-guide>. Date accessed: 7/7/2020.

Conover, A. M. 2011. The Impact of Non-native Plants on Bird Communities in Suburban Forest Fragments. Master of Science. Department of Entomology and Wildlife Ecology. University of Delaware, Newark, DE. 44 pp.

[IUCN] International Union for the Conservation of Species. 2020. The IUCN Red List of Threatened Species. Version 2020-2. <https://www.iucnredlist.org>. Date Accessed: 6/30/2020.

[PBS] Pennsylvania Biological Survey Status. 2020. <http://www.pabiologicalsurvey.org/>.

[PNHP] Pennsylvania Natural Heritage Program. 2020. Pennsylvania Natural Heritage Environmental Review List (<http://www.naturalheritage.state.pa.us/Species.aspx>); Date accessed: 3/27/2020.

## Metadata

This document was generated from the GNA Avian database. Database created and data maintained by Nur Ritter, Stewardship Manager, Gordon Natural Area.

**Recommended Citation:** Ritter, N. and Auld, J. 2020. Annotated checklist of the avian species observed at the Gordon Natural Area (West Chester University, PA) 2004-2020. Version IX. Data from eBird (through 7/20/2020) and from the 2004 West Chester Bird Club Survey of the GNA. 43 pp. Database queried and document created: 8/11/2020.